

# PRIVATE PILOT LICENCE

Full Time: 4 Weeks  
Part Time: 6 Months

RECOMMENDED PACKAGE

**25** FLYING HOURS


**4** SIMULATION HOURS

PAY AS YOU FLY

**288** AUD/HOUR

**11,814** AUD





# ***PRIVATE PILOT LICENCE***

Having obtained your RPL, the next stage in your flight training process is learning how to navigate and get from A to B.

With the assistance and guidance of your instructor, you will plan and execute several navigational flights throughout your PPL training, in conjunction with improving your fundamental flying skill set learnt in preliminary training.

You will also begin to operate larger and more complex aircraft, such as a Piper Warrior or Cessna 172.



# PRIVATE PILOT LICENCE

## **COURSE DURATION**

**Full Time – 4 - 6 Weeks**

**Part Time – 4 - 6 Months**

*(subject to weather and student availability)*

## **WHO SHOULD JOIN?**


**RPC or RPL holder who wants to carry more passengers and fly all over Australia**

## **LEARNING OUTCOME**

**Private Pilot Licence (PPL) allows you to act as a Pilot in Command, carry maximum 5 passengers and both plan and conduct navigational flights throughout Australia**


## **AIRCRAFT**

**Sling 2 and Cessna 172 or Piper Warrior**



# TRAINING STRUCTURE

## TRAINING PROGRESS



SESSIONS	CONTENT	TRC Flight Sim	Sling 2	Warrior / 172
1	Basic Instrument Flight 1	1.0		
2	Navigation Flight - 1		2.0	
3	Navigation Flight - 2		2.5	
4	Navigation Flight - 3		2.5	
5	First Navigation Solo		2.0	
6	Navigation Flight - 4		3.0	
7	RA Cross Country Endorsement Flight Test		3.0	
8	Second Navigation Solo		3.0	
9	GA Aircraft Familiarization 1			1.0
10	GA Aircraft Familiarization 2			1.0
11	Basic Instrument Flight 2	1.0		
12	Navigation Flight - 5			2.0
13	Advanced Simulation Session	2.0		
14	Pre PPL Licence Flight			3.0
<b>TOTAL FLYING HOURS</b>		<b>4.0</b>	<b>18.0</b>	<b>7.0</b>
<b>Private Pilot Licence Flight Test</b>				Additional 2.5 - 3





# THE SKY IS CALLING



## YOUR SYLLABUS WILL COVER

- ✓ **Basic Instrument Flight 1**  
Learn the selective radial scan, it is important to recognise that the six flight instruments are divided into two - performance instruments and control instruments. Demonstrate how to control and manoeuvre the aircraft solely by reference to flight instruments.
- ✓ **Navigation Flight - 1**  
Introduction to navigation flight & CTA.
- ✓ **Navigation Flight - 2**  
Controlled Airspace, Diversions & Lost Procedures.
- ✓ **Navigation Flight - 3**  
This lesson consolidates your Navigation Solo Check and if your instructor believes you are competent to navigate and return back to your home aerodrome you will be sent on your First Navigation Solo.
- ✓ **First Navigation Solo**  
Your first solo navigation flight will be a short one in which you will do a touch-and-go at the destination airport and return back to Moorabbin Airport.
- ✓ **Navigation Flight 4**  
This lesson consolidates your Navigation Solo Check and if your instructor believes you are competent to navigate and return back to your home aerodrome you will be sent on your Second Navigation Solo.
- ✓ **Cross Country Endorsement Flight Test**  
A flight test in which the instructor will check if you can demonstrate all you have learnt throughout your flight training. If they are satisfied with your knowledge and skills, you will be awarded your Cross Country Endorsement.
- ✓ **Second Navigation Solo**  
Your second solo navigation flight will be longer than the first one. You are required to land at the destination airport, refuel and return back to Moorabbin Airport.
- ✓ **GA Aircraft Familiarization 1 & 2**  
Introduction to GA Aircraft.
- ✓ **Basic Instrument Flight 2**  
Revision flight.
- ✓ **Navigation Flight - 5**  
A navigation flight on the GA aircraft. Student will also practice instrument flying.
- ✓ **Advanced Simulation Session**  
Demonstrate how to recover from Unusual Attitude, Incipient Spin and Spiral Dive; Instrument flying in adverse weather conditions; Introduction to Autopilot System; Standard Operating Procedures; Controlled Airspace simulation practice including taxi and radio calls.
- ✓ **Pre PPL Licence Flight**  
A flight review which will be conducted by a Grade 2 instructor at MFT. By completion of this flight, it will fully activate your CASA Recreational Pilot Licence, it will also give you the RPL Navigation Endorsement. Besides this, the instructor will check if you are up to the PPL flight test standard before sending you to do the PPL flight test.  
  
The RPL Navigation Endorsement will let you fly any aircraft with a MTOW of 1500kg anywhere in Australia.

## PRICING STRUCTURE

INCLUSIONS	COST
Briefings & Debriefings	
13 hours Dual Navigation Flight Training (Bristell / Sling 2) \$288 per hour	\$5,184
5 hours Supervised Solo Flight Training (Bristell / Sling 2) \$288 per hour	
7 hours Dual Flight Training (Piper Warrior / Cessna 172) \$365 per hour	\$2,555
4 hours Simulation Flight Training \$198 per hour	\$792
PPL Ground Theory Book	\$100
PPL Theory Course	\$1,298
RA Cross Country Endorsement Flight Test	\$550
RA Cross Country Endorsement Theory Exam	\$150
PPL Theory Exam	\$185
PPL Flight Test	\$750
Navigation Kit including flight computer, charts & ERSA	\$250
Uniform	FREE
1 x Video Footage of Flight	FREE
1 x Certificate	FREE
<b>Price</b>	<b>\$11,814</b>

\*Please note it is a prerequisite to hold an RPC or RPL for this course.

## PAYMENT OPTIONS

1. Package Price – upfront course payment options include cash, Visa, Mastercard, Amex, EFTPOS or direct bank transfer. Please note a surcharge may apply for credit card payments.
2. Pay as you fly – pay as you fly course payment options include cash, Visa, Mastercard, Amex and EFTPOS. Please note a surcharge may apply for credit card payments.

## ANCILLARY COSTS (approx.)

- Landing and movement fees at other airports (varies between airports)
- English Language Assessment \$150 (for students who have not conducted their ICAO English assessment)
- Additional flying hours if required (competency based)
- Additional flying hours required for the PPL flight test

# 6 REASONS TO FLY WITH US

## 1 Safety

We hold an impeccable safety record and meet standards set by regulatory governing bodies, such as CASA.

## 2 Relevance

We specialise in helping prospective airline cadets pass their pilot interview and prepare them for an aviation career.

## 5 Choice

We allow you to choose between different flight training options and aircraft to cater to your preferences and budget.

## 3 Modern Aircraft

Our premium aircraft deliver on comfort and technology, with features such as leather seats, autopilot and a glass cockpit.

## 4 Affordability

We strive to offer industry leading aircraft hire rates and minimise ancillary costs to make flight training cost effective.

## 6 Professional Instructors

Our industry leading ratio of Grade 1 Flight Instructors, ensure you learn from experienced, high quality instructors.

### MELBOURNE

2nd Floor, 35 First Ave,  
Moorabbin Airport, VIC 3194  
1300 LearnToFly

### HONG KONG

1405, 14/F, Century Square,  
1-13 D'Aguilar Street,  
Central, Hong Kong  
+852 9347 3901

### SINGAPORE

105 Cecil Street,  
#16-15 The Octagon Singapore  
+65 8243 7603

